

ECLISSE
GLASS DOORS

BEAUTIFUL GLASS DOORS

Frameless Glass Pocket Doors | Frameless Glass Hinged Doors

More than just a door...



PUPA DESIGN SANDLASTED ONTO SATIN BASE

At ECLISSE we are passionate about design and innovation. We are constantly looking for ways to meet our customers' needs by developing our product range and introducing new innovative door systems. It is this desire to provide our customers with high quality, beautiful products that inspired us to create our Frameless Glass Pocket Door Collection.

KARIS, based in the Veneto region of Italy, have been producing decorative glass products for over 25 years. The glass for the frameless glass doors is produced using a modern production technique called the float process, which results in a perfectly smooth surface, which is then tempered for maximum safety.

The process KARIS use for adding design, decoration and embellishment onto the glass is a highly skilled process performed by hand and not a product of mass production. The result is more than just a door; it is a work of art.

A combination of function and artistry



Runners tested to 100,000 open and close cycles



Extractable track



Quick-click easy to assemble frame



Strong galvanized steel frame



Karis frameless glass door



For your living room...



TRANSPARENT LOW IRON



SATIN



SATIN

VERSATILE AND STYLISH

Glass is incredibly versatile; it can be fashioned to create a design statement, whilst at the same time dividing and creating different spaces, and maximising natural light in an interior.

For your kitchen...



CHIOMA DESIGN HANDPAINTED ONTO SATIN BASE



TRANSPARENT BRONZE

PRACTICAL AND BEAUTIFUL

Tempered to the latest European standards the easy clean glass door panels combined with the ECLISSE Pocket Door System makes to easy to make the most of space and create the perfect layout for your kitchen.

For your bedroom...



LAMINATED MIRRORED FINISH

FUNCTIONALITY AND STYLE

Space saving, practical and stylish. Install an ECLISSE Pocket Door System with mirrored glass to create more space and light.

For the bathroom...



Photo Credit: Marek Sikora | Lisa Melvin Design

PLAIN SATIN

SIMPLE AND ELEGANT

A Satin Glass Pocket Door is perfect to make the space of an en-suite bathroom feel bigger without moving the walls and to make the space brighter without adding a sky-light.

For a family bathroom the glass door can be sandblasted both sides for more privacy.

Designing your glass pocket door

STEP 1: Choose your frameless glass door style

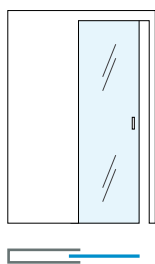


ECLISSE CLASSIC
Requires finishing with decorative architrave

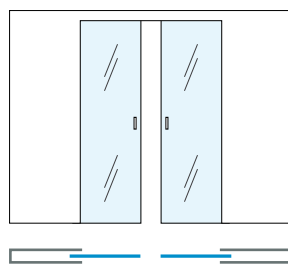


ECLISSE SYNTESIS® FLUSH
Architrave free

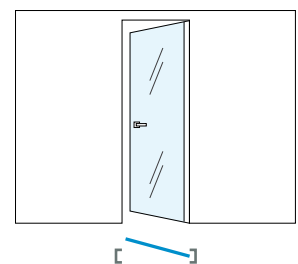
STEP 2: Choose your door configuration



Single Pocket Door
10 mm or 8 mm glass



Double Pocket Door
10 mm or 8 mm glass



Single Hinged Syntesis® Flush
Satin 8 mm glass only

OUR 10 mm GLASS POCKET DOOR RANGE:

Sizes: A vast range of sizes are available and bespoke sizes are possible also.

Styles: Can be coupled with a Classic Pocket Door frame or a Syntesis® Flush Pocket Door frame.

Designs: The choice of possible patterns, designs and colours for the 10 mm glass door is almost limitless!

Handles: There are a number of standard handles to choose from included in the price. Alternatively we also have array of other handles and locks available to purchase for use with the 10 mm range of glass doors.

OUR 8 mm GLASS POCKET DOOR RANGE:

Designs and Sizes: Plain satin glass door with nominal door panel size of either 762x1981 or 826x2040 mm; Striped satin glass door with nominal door panel size of 762x1981.

Styles: Available as a single or double Classic Glass Pocket Door System, so requires finishing with decorative architrave.

Other features: Comes complete with a standard round stainless steel handle.

Designing your glass pocket door

STEP 3: Choose your base glass

CLEAR OR SATIN



TRANSPARENT



TRANSPARENT LOW IRON



SATIN



SATIN LOW IRON

SMOKED



TRANSPARENT BRONZE



SATIN BRONZE



TRANSPARENT GREY



SATIN GREY

WHAT IS SATIN GLASS?



10 CM (4 INCHES)
From the glass



30 CM (12 INCHES)
From the glass



100 CM (40 INCHES)
From the glass

Satin glass allows light through but obscures what you can see. Satin glass is clear glass that is acid etched and polished for an easy-clean finish. The satin finish means that the door panel lets in light but obscures what you can see.

STEP 4: Choose your design - Keep it plain and skip to step 5 or choose from a wide variety of designs



SANDBLASTED PATTERNS



COLOURS / MIRRORED




HAND PAINTED

Designing your glass pocket door


If you would like to add to your base glass by incorporating a design read on. If not skip to step 5.

SANDBLASTING - Onto transparent, satin or transparent smoked base



*TRAMONTO, QUADRELLO, BRIO and CORSIE are sandblasted designs with the addition of colourful Murano tiles.

COLOURS - solid and transparent



HANDPAINTED



See www.eclisse.co.uk for full range of finishes.

Designing your glass pocket door

STEP 5: Choose your handle



GLASS BALL



GLASS OBLONG



V524



V522



V511



V406



ROUND 02 - STAINLESS H 300 mm



V407



V604



V511

See our website for the full range of glass handles, bar handles, flush pull handles and locks for glass doors. On our website you will also be able to see the range of handles that are available free of charge with a 10 mm glass door purchase.

STEP 6: Call us to place an order on 0333 577 0828

8 MM GLASS POCKET DOORS

If you have chosen one of our 8 mm Glass Pocket Door options you can either call us or place an order online. These products are stock items and can be delivered within 1-2 days.

10 MM GLASS POCKET DOOR and 8 MM GLASS HINGED DOOR

Please call us on 0333 577 0828 and we will be happy to take your order.

These doors are made to order and so there is a lead time of 4-5 weeks* from placing the order and receipt of a 50% deposit.

*Please take as a guide only and confirm leadtime with Sales Team.



ECLISSE UK - Richmond House - Occupation Lane - Gonerby Moor - Grantham - Lincs NG32 2BP
Tel 0333 577 0828 - Fax 01476 560951 - info@eclisse.co.uk - eclisse.co.uk

LONDON SHOWROOM - Business Design Centre - Unit 125
52 Upper Street - Islington - London - N1 0QH - showroom@eclisse.co.uk

Follow us on:

