

ECLISSE

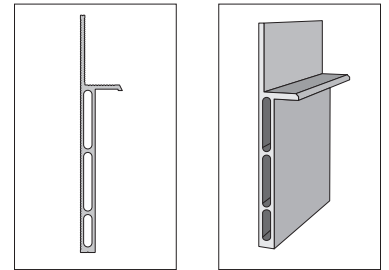
# SYNTESIS® BASEBOARD

The ECLISSE SYNTESIS® BASEBOARD (skirting) is an innovative idea for decorating house spaces in an elegant, minimal and modern way. Unlike the traditional baseboard, this "flush with wall" version runs along the wall without protruding. In this way the furniture can be placed directly on the wall, without remodelling the baseboard. This solution is possible by predisposing a hollow for the baseboard and placing the special aluminum profiles while creating the wall structure, before laying the floor. The harmonious combination of ECLISSE SYNTESIS® BASEBOARD is realized by matching it with the other SYNTESIS® COLLECTION models.



## TECHNICAL FEATURES

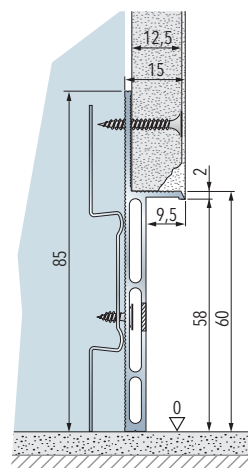
- ▶ The profiles fit with the insertion of standard baseboards (height 58 mm); for higher baseboards it's sufficient to place the profiles over the zero quote.
- ▶ The aluminium profiles have a triple chamber structure that assures robustness and allows a perfect union between the two profiles through the special joints.
- ▶ To fix the profiles to a solid wall, a structural sealing adhesive is needed; stud wall version: the profiles, especially perforated, are fixed with screws.



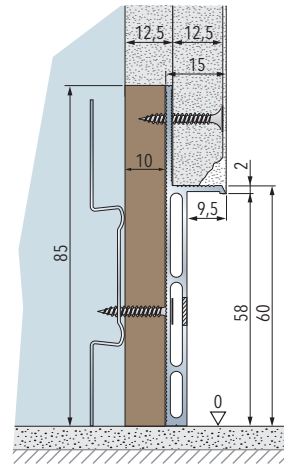
## LINEAR PROFILES

The baseboard is provided in bars of 2000 mm length.

Useful space in height for the baseboard: 58 mm

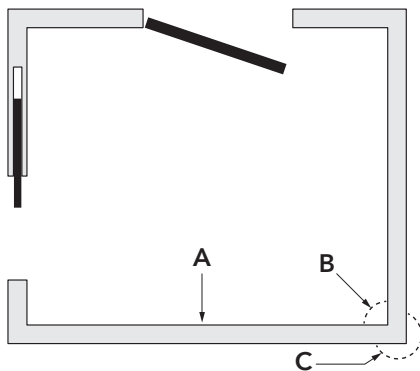


Baseboard installed on stud wall (single baseboard)



Baseboard installed on stud wall (double plasterboard)

## JOINTS FOR CONNECTING THE PROFILES



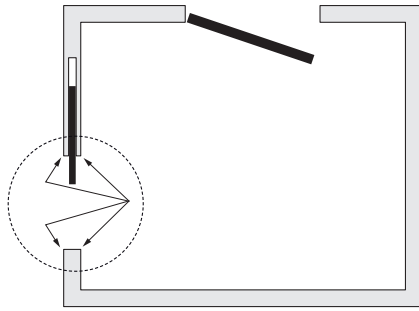
ECLISSE

# SYNTESIS® BASEBOARD

## TERMINAL PROFILES FOR ECLISSE SYNTESIS® LINE AND ECLISSE SYNTESIS® LUCE

A package contains 4 terminal profiles needed for every ECLISSE SYNTESIS® LINE or ECLISSE SYNTESIS® LUCE.

Profiles length: 160 mm



Traditional baseboard


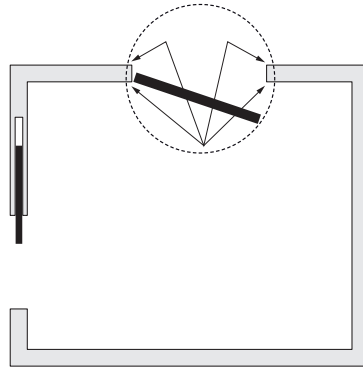


ECLISSE SYNTESIS® BASEBOARD

## TERMINAL PROFILES FOR ECLISSE SYNTESIS® LINE BATTENTE

A package contains 4 terminal profiles needed for every ECLISSE SYNTESIS® LINE battente.

Profiles length: 160 mm



Traditional baseboard



ECLISSE SYNTESIS® BASEBOARD

## LED APPLICATION (not provided)

ECLISSE SYNTESIS® BASEBOARD can function as a step mark backlit with led.

- ▶ The baseboard (skirting) must be routed on the top of the rear side: height 25 mm, depth 4 mm (see picture).
- ▶ Fix the LED stripe on the back side of the milling (see picture).
- ▶ The baseboard height must be reduced around 2 mm to allow the light to pass.

